

SeaStar steering service tools

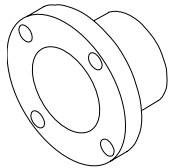
BayStar™

SeaStar®

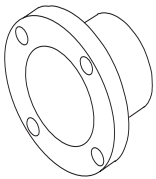
SeaStar PRO®



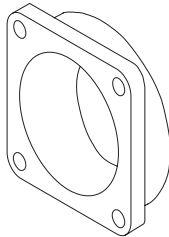
HA5465



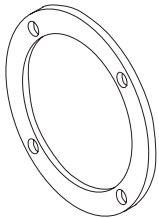
HA5463/
HA5466



HA5464/
HA5467



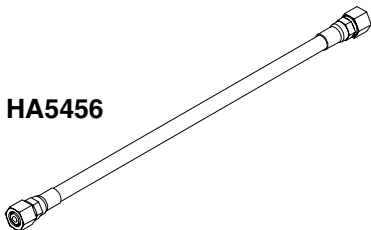
HA5468



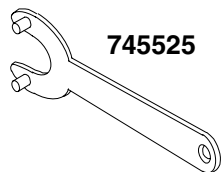
HA5405



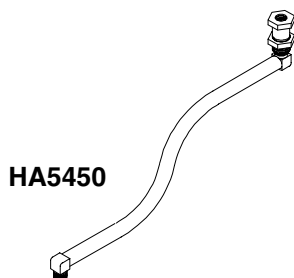
HA5438



HA5456



745525



HA5450

Dash Hole Cutout Fixtures:

These tools simplify dash modifications for BayStar and SeaStar upgrades. They are designed to help you install these helms into dashboards with mechanical steering cutouts, older (square flange) SeaStar helms and even dashes without pre-cut holes.

DASHES WITH RACK & PINION HOLES:

Drill Guide HA5465
(Use with 3" hole saw to enlarge an existing 2" rack & pinion dash cutout to 3" diameter; use with HA5466, listed below.)

Round Drill Jig (BayStar) HA5463

Round Drill Jig (SeaStar) HA5466

(Requires a 3" hole in dash; allows drilling of mounting bolt holes for SeaStar front mount helms; use with HA5465, listed above.)

DASHES WITH ROTARY STEERING HOLES:

Round Drill Jig (BayStar) HA5464

Round Drill Jig (SeaStar) HA5467

(Requires a 3-1/4" hole in dash [existing cutout size for most Teleflex rotary steering]; allows drilling of mounting bolt holes for SeaStar front mount helms.)

DASHES WITH PRE-1991 SEASTAR HOLES (HELM WITH SQUARE FLANGE):

Square Drill Jig HA5468

(Requires 4-1/2" hole in dash; allows drilling of mounting bolt holes for SeaStar Sport Tilt Helms or HA5418 Backplate Kit.)

DASHES REQUIRING REINFORCEMENT:

Backup Ring HA5405

(Install behind dash to increase helm mounting rigidity when required. Ring not required when using HA5417 or HA5418.)

Other Handy Items:

BLEEDING SEASTAR SYSTEMS:

SeaStar Helm Fill Kit HA5438

(Includes hose with screw cap which fits SeaStar or equivalent oil bottles. Also includes push pin for venting/resealing bottle. Allows for clean bleed when used properly.)

SeaStar Power Steering Purge Kit HA5456

(25' hose to connect steering cylinder to reservoir for bleeding.)

SeaStar Power Steering Purge Kit HA5457

(Central bleeding location — no need to run hoses to reservoir.

Can only be used with Power Steering Cylinders made after October, 2005.)

REPAIRING FRONT MOUNT CYLINDERS:

SeaStar Front Mount Gland Wrench 745225

(Correct tool for replacement of end gland on SeaStar front mount cylinders. Lightweight, durable and eliminates damage to end gland if used properly.)

REMOTE FILL FOR SEASTAR HELMS:

SeaStar Helm Remote Fill Kit HA5450

(Allows relocation of your SeaStar helm fill to either a more convenient or a more concealed location. This kit can be used with ALL SeaStar helms.)

SeaStar steering service tools

Power Purge

The Power Purge and Power Purge, Jr. are the quickest ways to bleed a SeaStar® or BayStar® system and assure a rock-solid steering feel every time!

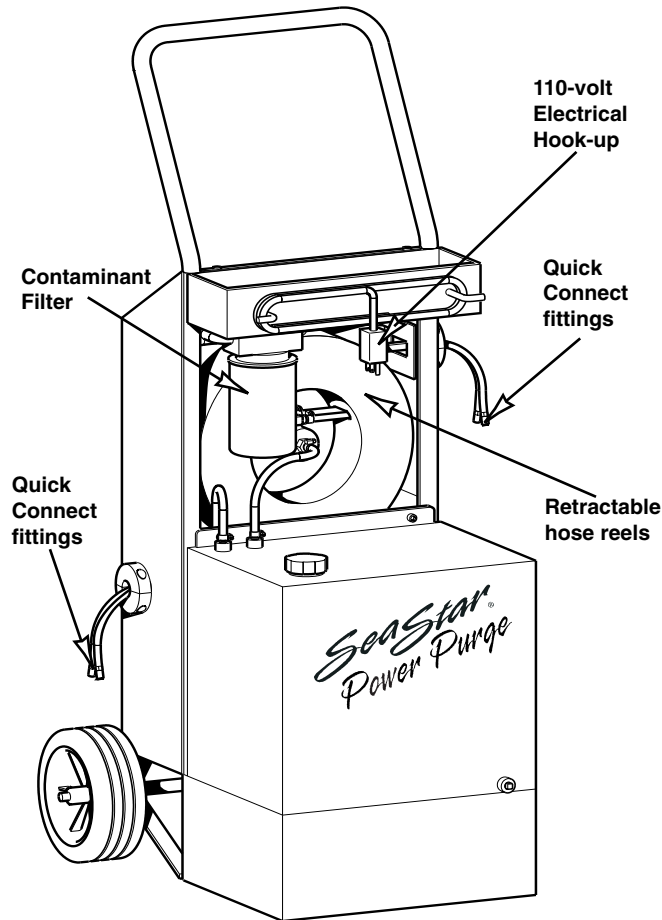
*Power Purge systems reduce installation and warranty costs while enhancing the quality of the boat for the end user. A typical manual fill and purge takes the average, **experienced** installer about 30 minutes per boat — **by using Power Purge this can be reduced to 10 minutes or less.***

Power Purge and Power Purge, Jr. are available to any business at which SeaStar® is installed by qualified marine hydraulic steering technicians.

Features:

Power Purge

- Dramatically reduced purging time
- Increased quality of system purge for solid, responsive steering feel.
- Fast and efficient set-up; easy to operate.
- Screens contaminants from oil.
- Quick connect fittings.
- Retractable hose reels.
- Utilizes 110 volt electrical hook-up.

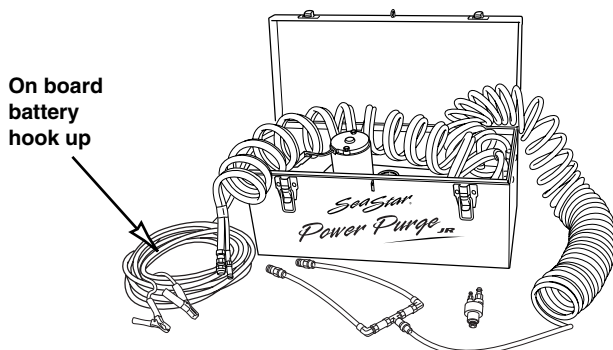


HA5447
SEASTAR POWER PURGE

Power Purge JR

Power Purge, Jr.

- All of the speed, qualities, and ease-of-operation of the original Power Purge, **plus:**
- Extended portability for **use in the field** — weighs only 12 pounds.
- Convenient electrical hook-up utilizing an available 12-volt boat battery.
- Optional Dual Cylinder Purging Kit available: Part # HA5461
- Optional 50' Hose Extension Kit available for longer runs: Part # HA5462



HA5445-2
SEASTAR POWER PURGE, Jr.